







































| Rank | Competitor | Age | Club | RT | PTS | Result | |
|------|--|-----|--|------|-----|---|---|
| 1 |  Takayuki Suzuki (| S4 | 39 | 0.76 | 838 | 1:23.70 Entry: 1:23.33 +0.37 | Q |
| | 50m: 39.23 100m: 1:23.70 (44.47) | | | | | | |
| 2 |  Declan Budd (V) | S14 | 18 | 0.68 | 817 | 53.92 Entry: 53.18 +0.74 | Q |
| | 50m: 26.44 100m: 53.92 (27.48) | | | | | | |
| 3 |  Daniel Smith | S19 | 17  | 0.62 | 804 | 56.19 Entry: 54.26 +1.93 | Q |
| | 50m: 26.48 100m: 56.19 (29.71) | | | | | | |
| 4 |  Beau Matthews (\ | S10 | 17 | 0.61 | 759 | 55.51 Entry: 55.01 +0.50 | Q |
| | 50m: 26.88 100m: 55.51 (28.63) | | | | | | |
| 5 |  Darren Sisman (V | S14 | 19 | 0.69 | 738 | 55.77 Entry: 54.50 +1.27 | Q |
| | 50m: 26.76 100m: 55.77 (29.01) | | | | | | |
| 6 |  Cameron Leslie | S4 | 36 | 0.70 | 737 | 1:27.36 Entry: 1:24.03 +3.33 | Q |
| | 50m: 40.09 100m: 1:27.36 (47.27) | | | | | | |
| 7 |  Kotarou Ogiwara | S8 | 23 | 0.73 | 707 | 1:02.66 Entry: 1:00.66 +2.00 | Q |
| | 50m: 29.45 100m: 1:02.66 (33.21) | | | | | | |
| 8 |  Riley Moore (V) | S10 | 23 | 0.74 | 681 | 57.54 Entry: 1:02.58 -5.04 | Q |
| | 50m: 27.80 100m: 57.54 (29.74) | | | | | | |
| 9 |  Daniel Rigby (V) | S9 | 18 | 0.97 | 674 | 59.57 Entry: 59.43 +0.14 | |
| | 50m: 28.94 100m: 59.57 (30.63) | | | | | | |
| 10 |  Joshua Willmer | S9 | 21  | 0.70 | 612 | 1:01.51 Entry: 1:00.22 +1.29 | |
| | 50m: 28.34 100m: 1:01.51 (33.17) | | | | | | |
| 11 |  Eigo Tanaka (V) | S5 | 21 | 0.81 | 605 | 1:18.29 Entry: 1:21.50 -3.21 | |
| | 50m: 38.01 100m: 1:18.29 (40.28) | | | | | | |
| 12 |  James Haydon | S14 | 19  | 0.72 | 595 | 59.92 Entry: 58.55 +1.37 | |
| | 50m: 28.20 100m: 59.92 (31.72) | | | | | | |
| 13 |  Ian Chen | S19 | 21  | 0.81 | 572 | 1:02.96 Entry: 59.11 +3.85 | |
| | 50m: 29.95 100m: 1:02.96 (33.01) | | | | | | |

| | | | | | | | |
|----|---|--------|---|------|-----|--|--------------|
| 14 |  David Beck | S14 29 |  | 0.79 | 569 | 1:00.81 Entry: 58.61 | +2.20 |
| | 50m: 29.28 100m: 1:00.81 (31.53) | | | | | | |
| 15 |  Jack Bugler | S14 23 |  | 0.73 | 535 | 1:02.06 Entry: 58.21 | +3.85 |
| | 50m: 30.17 100m: 1:02.06 (31.89) | | | | | | |
| 16 |  Jack McMillan | S18 20 |  | 0.81 | 499 | 1:23.12 S18 NZR Entry: 1:23.72 | -0.60 |
| | 50m: 35.06 100m: 1:23.12 (48.06) | | | | | | |
| 17 |  Kithmi Kandegodā | S6 15 |  | 0.72 | 466 | 1:20.87 Entry: 1:22.21 | -1.34 |
| | 50m: 38.31 100m: 1:20.87 (42.56) | | | | | | |
| 18 |  Charlie Alderton | S19 14 |  | 0.79 | 462 | 1:07.58 Entry: 1:07.33 | +0.25 |
| | 50m: 31.85 100m: 1:07.58 (35.73) | | | | | | |
| 19 |  Matthew Kofoed | S18 22 |  | | 452 | 1:25.89 Entry: 1:25.27 | +0.62 |
| | 50m: 40.21 100m: 1:25.89 (45.68) | | | | | | |
| 20 |  Lance Dustow | S19 25 |  | 0.87 | 433 | 1:09.09 Entry: 1:05.49 | +3.60 |
| | 50m: 31.75 100m: 1:09.09 (37.34) | | | | | | |
| 20 |  Tate Pichon | S19 29 |  | 0.85 | 433 | 1:09.09 Entry: 1:05.53 | +3.56 |
| | 50m: 32.17 100m: 1:09.09 (36.92) | | | | | | |
| 22 |  Artur Chernenko | S14 21 |  | 0.68 | 390 | 1:08.95 Entry: 1:09.74 | -0.79 |
| | 50m: 32.44 100m: 1:08.95 (36.51) | | | | | | |
| 23 |  Jonty Howland | S6 15 | | 0.65 | 387 | 1:25.99 Entry: 1:24.78 | +1.21 |
| | 50m: 40.79 100m: 1:25.99 (45.20) | | | | | | |
| 24 |  Luka Willems | S18 23 |  | 0.88 | 366 | 1:32.14 Entry: 1:23.96 | +8.18 |
| | 50m: 42.36 100m: 1:32.14 (49.78) | | | | | | |